


PARTS LIST

Image Number	Note	Part Number	Description	QTY per Product
VERSION 1				
1	A,F	400550	CASTER, NYLON 5" TOTAL LOCK (NO LONGER AVAILABLE)	3
1	A,C,F	400560	CASTER, NYLON 5" DIRECTNL LOCK (NO LONGER AVAILABLE)	1
2	G	200560K	OBSELETE DIRECTIONAL CASTER REPLACEMENT KIT	1
VERSION 2				
2	B	400575	CASTER, NYLON 5" TOTAL LOCK W/PRECISION BEARING WHEEL, STD COLOR	3
2	B, C	400585	CASTER, NYLON 5" DIRECT. LOCK W/PRECISION BEARING WHEEL, STD COLOR	1
1,2		566400	BOLT-CARRIAGE ZINC 1/4-20 X 1 1/4	4
1,2		566204	NUT-1/4-20 HEX NYLON LOCKNUT ZINC	4
3	D,H	246902	694 SWING-ARM MAIN FRAME, WELDED	1
3C	H	700890	CAP, FLAT RECTANGULAR , GRAY, .25" X 1"	2
3A		202765K	ROTARY LATCH LEFT SWING ARM KIT	1
3A	E	402855	ROTARY LATCH	1
3A	E	402755	LATCH HANDLE, TABBED (RED)	1
3A	E	510200	RIVET 1/4 X 3/8 X 7/16 HEAD	1
3A,3B		566572	SCREW, BUTTON HEAD 1/4-20 X 3/4"	2
3A,3B		566301	WASHER-1/4 INT. TOOTH LOCKWASHER ZINC	2
3B		202760K	ROTARY LATCH RIGHT SWING ARM KIT	1
3B	E	402850	ROTARY LATCH	1
3B	E	402755	LATCH HANDLE, TABBED (RED)	1
3B	E	510200	RIVET 1/4 X 3/8 X 7/16 HEAD	1
3A,3B		566572	SCREW, BUTTON HEAD 1/4-20 X 3/4"	2
3A,3B		566301	WASHER-1/4 INT. TOOTH LOCKWASHER ZINC	2

NOTES

Note	Description
A	VERSION 1 = 694's made BEFORE serial # 694109757
B	VERSION 2 = 694's made from serial # 694109757 to Present
C	400560 or 400585 is installed on the LEFT REAR of chair frame.
D	694 chairs made PRIOR TO March 17, 2008 customers will need order ALL of the parts listed below (1) 246902 - 694 Swing-Arm Main Frame, Welded (current version) (2) 202735 - Welded, Hinge Brkt Reinforced (2) 566555 3/8 x 4-1/2" Shoulder Bolts, Plated (2) 566205 - 5/16-18 Locknut
E	It is NOT recommended that these parts be sold separately however in special cases they can be.
F	This item is no longer available. MUST order kit 200560K . See NOTE G
G	This kit is ONLY available as a replacement for 400560. Includes the 1st 4 items listed under VERSION 2
H	Part #'s 246902 & 700890 MUST be ordered together <i>Left & Right is determined - as if sitting in the chair</i>



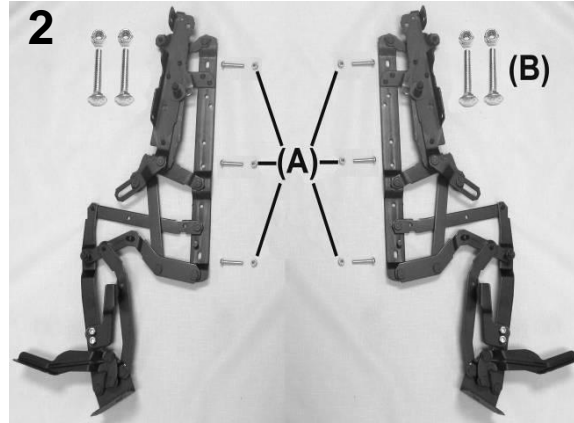



PARTS LIST

Image Number	Note	Part Number	Description	QTY per Product
VERSION 1				
1	A, C	U0402XX	694 UPH. SWING-ARM PANEL - LEFT	1
2	A, C	U0502XX	694 UPH. SWING-ARM PANEL - RIGHT	1
1C	E	402720	SWING ARM HINGE BRACKET	1
1D	E	566410	BOLT - 5/16 X 3/4 HEX HEAD	2
1E	E	402742	LATCH BRACKET ASSSEMBLY, PLATED	1
1F	E	566572	SCREW, BUTTON HEAD 1/4-20 X 3/4"	2
1G	E	566301	WASHER-1/4 INT. TOOTH LOCKWASHER ZINC	2
N/A		566543	SHOULDER BOLT - 3/8 X 3/4 IMPORT ZINC SKT	2
VERSION 2				
1	B, C	U0403XX	694 UPH. SWING-ARM PANEL - LEFT	1
2	B, C	U0503XX	694 UPH. SWING-ARM PANEL - RIGHT	1
1A, 2A	D	566555	3/8 X 4 1/2, ZINC SKT SHOULDER SCREW	2
1B	D, E	566205	NUT-5/16-18 HEX NYLON LOCK NUT ZINC	SEE NOTES
1C	E	202735	WELDED HINGE BRKT REINF.	1
1D	E	566410	BOLT - 5/16 X 3/4 HEX HEAD	2
1E	E	402742	LATCH BRACKET ASSSEMBLY, PLATED	1
1F	E	566572	SCREW, BUTTON HEAD 1/4-20 X 3/4"	2
1G	E	566301	WASHER-1/4 INT. TOOTH LOCKWASHER ZINC	2



NOTES

Note	Description
A	VERSION 1 = 694's made <u>prior to</u> March 17th, 2008
B	VERSION 2 = 694's made <u>after</u> March 17th, 2008
C	XX- Use color code for specific part number i.e. 02 - Royal Blue
D	VERSION 2 - 1B is included when ordering Arm-Panel - 1B must be ordered separate when ordering 566555
E	It is NOT recommended that these parts be sold separately however in special cases they can be.
OPTIONS	For TB133 Add TB after Part Number i.e. U040202TB
	For Heat & Massage or Heat Only option see page 7
	Use 00 in place of options code if unavailable i.e. U040202TB 00 For Upholstered Back w/ TB & NO HM/HT
	<u>Left & Right is determined - as if sitting in the chair</u>




PARTS LIST

Image Number	Note	Part Number	Description	QTY per Product
1		216730K	557A STYLE SEAT FRAME KIT	1
1	A	216730	WELDED SEAT FRAME 557A	1
1	A	566515	SCREW-MACH 10-24 X 1 3/4 PAN PHILLIP M/S ZINC	4
1	A	700700	SQ 1" CAP, GRAY	2
2		200800K	653 MECHANISM KIT	1
2	A	400811	MECHANISM, RECLINER, LEFT 525/529/653	1
2	A	400821	MECHANISM, RECLINER, RIGHT 525/529/653	1
2	A	402671	MID OTTOMAN BRKT LEFT	1
2	A	402681	MID OTTOMAN BRKT RIGHT	1
2A	A	566506	SCREW-MACH 1/4-20 X 1 1/2 RND PHIL M/S ZINC	6
2B, 3	A	566401	BOLT-CARRIAGE 1/4-20 X 1 1/2 ZINC	4
2	A	566504	SCREW-MACH 1/4-20 X 3/4 RND PHILLIP M/S ZINC	4
2A, 2B, 3	A	566204	NUT-1/4-20 HEX NYLON LOCKNUT ZINC	14
3	B	216740K	557A STYLE SEAT FRAME W/MECH KIT	1
4		704300	SAFETY SHIELD, BLACK (L&R PAIR)	1 PAIR
4		566536	SCREW-TAP 10 X 1 3/4 RND STD WASHER SQ T/S ZINC	2
Note	Description			
A	It is NOT recommended that these parts be sold seperately however in special cases they can be.			
B	All parts listed above are included in this kit			
	<u>Left & Right is determined - as if sitting in the chair</u>			

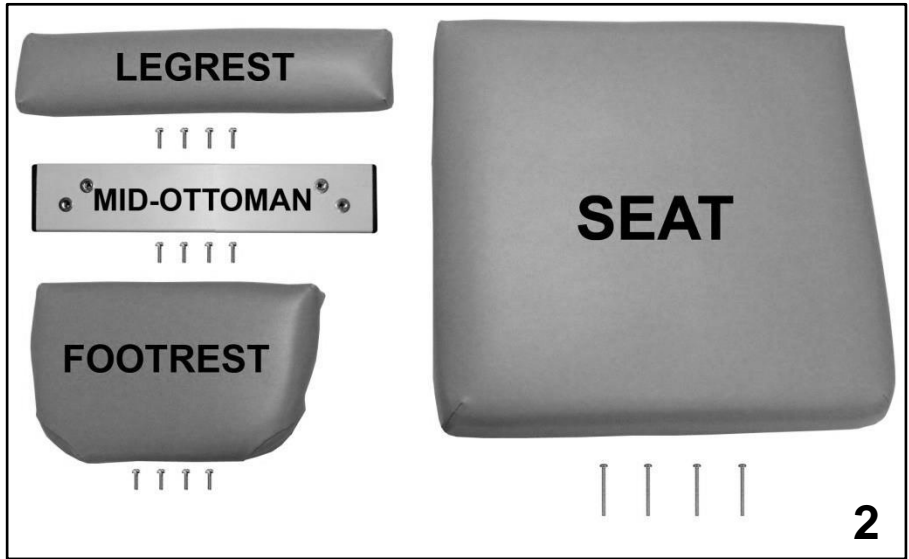
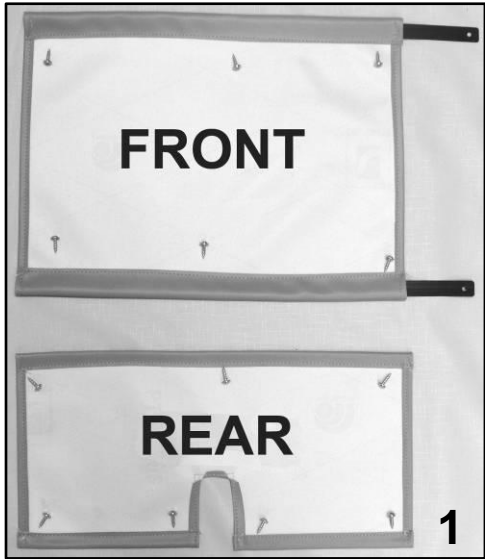


PARTS LIST

Image Number	Note	Part Number	Description	QTY per Product
1		243204W	BACK FRAME W/WEBBING (653-655-690-694)	1
1	A	200025K	CLEVIS/COTTER PIN ASSM. KIT	2
2		243205K	653 RELEASE HANDLE ASSM KIT	1
2	G	243205	653 RELEASE HANDLE	1
2	G	506020	3/16 x 0.563 SLIC PIN ZP	1
2	G	566321	WASHER-SBUP 3/16 STEEL BACK WASHER	1
2	G	566310	WASHER-1/4 NYLON F/W (.275 X .50 X .0625)	3
2	D	566606	1/4-20 X 1 1/2 HEX CAP SCREW, ZINC, FULLY THREADED	2
2	D	566206	NUT-1/4-20 HEX 2-WAY LOCK NUT ZINC	2
3	B,C,F	U0208XX	UPHOLSTERED BACK	1
3	B,C	HC00-XX	HEADREST COVER	1
4A		203500K	CONTROL CABLE REPLACEMENT KIT	1
4A	G	403500	CONTROL CABLE 34"	1
4D	G	506020	3/16 x 0.563 SLIC PIN ZP	1
4D	G	566321	WASHER-SBUP 3/16 STEEL BACK WASHER	1
4D	G	566310	WASHER-1/4 NYLON F/W (.275 X .50 X .0625)	1
4B		200025K	CLEVIS/COTTER PIN ASSM. KIT	2
4C	E	205210	CLINICAL CHAIR GAS CYL. W/OPERATOR ASSMD & ADJUSTED	1
NOTES			SEE NEXT PAGE FOR IMPORTANT NOTES	

	Title: Elite Care Cliner Parts List		Page 5 of 9
	PL-6940	Effective Date: 05/17/18	Rev. 04

NOTES	
Note	Description
A	Parts are included with 243204W
B	XX- Use color code for specific part number i.e. 02 - Royal Blue
C	HEADREST COVER is a separate item & is NOT included with the uph. back when ordering
D	It is NOT recommended that these parts be sold seperately however in special cases they can be.
E	When ordering it is reccommended that part # 200025K be ordered as well.
F	For chairs with Heat and Massage or Heat ONLY option see " Heat & Massage Identifiers " below
G	Chairs purchased after 1-1-2017 may purchase part's seperatley. Chairs purchased BEFORE 1-1-2017 must order kit to replace obsolete hardware
OPTIONS	Use 00 if option is not needed i.e. U020802 00 HM for upholstered back without TB & with HM/HT
Heat & Massage Identifiers	
M5	For chairs w/ heat/massage made 04-01-14 to present add identifier after TB option i.e. U0207XXTB XX
M4	For chairs w/ heat/massage made 05-18-12 to 03-31-14 add identifier after TB option i.e. U0207XXTB XX
M3	For chairs w/ heat/massage made 06-22-10 to 05-17-12 add identifier after TB option i.e. U0207XXTB XX
M1	For chairs w/ heat/massage made 01-01-08 to 06-21-10 add identifier after TB option i.e. U0207XXTB XX Any chairs manufactured before January 2008 may not be available. A photo must be taken of controller (located on bottom of chair) & sent to customer service/engineering for verification.
Heat ONLY Identifiers	
H5	For chairs w/ heat only made 04-01-14 to present add identifier after TB option i.e. U0207XXTB XX
H4	For chairs w/ heat only made 05-18-12 to 03-31-14 add identifier after TB option i.e. U0207XXTB XX
H3	For chairs w/ heat only made 06-22-10 to 05-17-12 add identifier after TB option i.e. U0207XXTB XX
H1	For chairs w/ heat only made 01-01-08 to 06-21-10 add identifier after TB option i.e. U0207XXTB XX Any chairs manufactured before January 2008 may not be available. A photo must be taken of controller (located on bottom of chair) & sent to customer service/engineering for verification.






PARTS LIST

Image Number	Note	Part Number	Description	QTY per Product
1	A	U1403XX	FRONT APRON	1
1	A	U1503XX	REAR APRON	1
1		229910	APRON SLAT, FRONT (653 STYLE)	2
1		566534	SCREW-TAP 10 X 3/4 RND WASHER SQ T/S ZINC	13
2	A	U1003XX	UPHOLSTERED LEGREST	1
2		241705K	PAINTED MID-OTTOMAN KIT	1
2	A	U1104XX	UPHOLSTERED FOOTREST	1
2		566511	SCREW-MACH 10-24 X 3/4" PAN PHIL M/S ZINC	12
2	A,B,C	U0303XX	UPHOLSTERED SEAT	1
2		566515	SCREW-MACH 10-24 X 1 3/4" PAN PHILLIP M/S ZINC	4
N/A	C	490014	JUMPER , SEAT HEATING ELEMENT TO CONTROL MOD.	1

NOTES

Note	Description
A	XX- Use color code for specific part number i.e. 02 - Royal Blue Screws needed to attach this product are included
B	For chairs with Heat and Massage or Heat ONLY option see " Heat & Massage Identifiers " below
C	Any heat/massage or heat only chairs manufactured before January 2008 may need 490014 (listed above) ordered w/ UPH seat. A photo must be taken of controller (located on bottom of chair) & sent to customer service/engineering for verification.
OPTIONS	For TB133 Add TB after Part Number i.e. U0303XX TB Use 00 if option is not needed i.e. U0303XX 00 HT For Upholstered Seat without TB w/ HT <i>Left & Right is determined - as if sitting in the chair</i>
	Heat & Massage or Heat ONLY Identifiers
H5	For chairs made 04-01-14 to present add identifier after TB option i.e. U0207XX TBXX
H4	For chairs made 05-18-12 to 03-31-14 add identifier after TB option i.e. U0207XX TBXX
H3	For chairs made 06-22-10 to 05-17-12 add identifier after TB option i.e. U0207XX TBXX
H1	For chairs made 01-01-08 to 06-21-10 add identifier after TB option i.e. U0207XX TBXX
	<i>Left & Right is determined - as if sitting in the chair</i>



PARTS LIST				
Image Number	Note	Part Number	Description	QTY per Chair
VERSION 1				
1 & 2	A,C	261635K	SIDE TABLE W-CUPHOLDER INSTALLATION KIT 690 STYLE	2
1	B	202685	SIDE TABLE MOUNTING BRKT - GRAY - GRAY - GRAY	1
1	B	566411	5/16 - 18 X 1 1/2 HEX CAP SCREW GR-5 ZINC	2
1	B	566304	WASHER-5/16 SAE FLAT WASHER ZINC	2
2	B	700420	SIDE TABLE BLOW MOLDED PLASTIC VERSION ONE W/CUP HOLDER	2
2	B	301300	SIDE TABLE HINGE BKT L/R (PR)	2
2	B	566300	WASHER-10 INTERNAL TOOTH WASHER ZINC	4
2	B	566509	SCREW-MACH 10-24 X 3/8 PAN PHIL M/S ZINC	4
N/A	D	243270	5/16 SS ROD FOR SIDE TABLE EA.	4
N/A	D	500750	5/16" PUSHNUT FASTENER NICKEL	8
2,3	D	243273	THREADED ROD FOR SIDE TABLE KIT	N/A
2,3	D	566205	NUT-5/16-18 HEX NYLON LOCK NUT ZINC	2 per rod
VERSION 2				
1 & 3	A,C	261640K	SIDETABLE/COVER REPLACEMENT KIT BOLT-ON BRKT STYLE	1
1	B	202685	SIDE TABLE MOUNTING BRKT - GRAY - GRAY - GRAY	1
1	B	566416	BOLT - 5/16 X 3/4 HEX CAP SCREW, GR.5, ZINC, W/BLOCK NYLON P	2
1	B	566304	WASHER-5/16 SAE FLAT WASHER ZINC	2
3	B	700440	SIDE TABLE, BLOW MOLDED	1
3	B	700426	COVER, INJECTION MOLDED (FOR SIDE TABLE)	1
3	B	203155	SIDE TABLE HINGE BRKT (PR), GRAY	1
3	B	566561	#12 X 3/4" PANHEAD PHILLIPS TAP SCREW, ZINC	4
3	D	243270	5/16 SS ROD FOR SIDE TABLE EA.	4
N/A	D	500750	5/16" PUSHNUT FASTENER NICKEL	4
2,3	D	243273	THREADED ROD FOR SIDE TABLE KIT	N/A
2,3	D	566205	NUT-5/16-18 HEX NYLON LOCK NUT ZINC	2 per rod
NOTES				
Note	Description			
A	VERSION 1 side table is 3/4 inches thick. VERSION 2 side table is 1 1/4 inches thick.			
B	It is NOT recommended that these parts be sold seperately however in special cases they can be.			
C	Kit includes ALL items listed below "VERSION" and comes fully assembled.			
D	When ONLY replacing the rods DO NOT order the ones listed in kit. MUST order threaded rods and nut			



PARTS LIST

Image Number	Note	Part Number	Description	QTY per Product
VERSION 1				
1	A,B,D	U0502XX00**	RIGHT UPHOLSTERED ARM PANEL W/ HM-HT ASSEMBLY KIT	1
1		566204	NUT-1/4-20 HEX NYLON LOCKNUT ZINC	4
VERSION 2				
2	A,C,D	U0503XX00**	RIGHT UPHOLSTERED ARM PANEL W/ HM-HT ASSEMBLY KIT	1

NOTES


Note	Description
A	XX- Use color code for specific part number i.e. 02 - Royal Blue See PAGE 2 for a complete list of hardware available for the RIGHT arm panel. Hardware needed to attach this product is included
B	VERSION 1 = 694's made BEFORE August 13th, 2008
C	VERSION 2 = 694's made ON or AFTER August 13th, 2008
D	For chairs with Heat and Massage or Heat ONLY option see " Heat & Massage Identifiers " below
OPTIONS	For TB133 Add TB after Part Number i.e. U040202TB
**Heat & Massage Identifiers	
M5	For chairs w/ heat/massage made 04-01-14 to present add identifier after TB option i.e. U0207XXTB XX
M4	For chairs w/ heat/massage made 05-18-12 to 03-31-14 add identifier after TB option i.e. U0207XXTB XX
M3	For chairs w/ heat/massage made 06-22-10 to 05-17-12 add identifier after TB option i.e. U0207XXTB XX
M1	For chairs w/ heat/massage made 01-01-08 to 06-21-10 add identifier after TB option i.e. U0207XXTB XX Any chairs manufactured before January 2008 may not be available. A photo must be taken of controller (located on bottom of chair) & sent to customer service/engineering for verification.
**Heat ONLY Identifiers	
H5	For chairs w/ heat only made 04-01-14 to present add identifier after TB option i.e. U0207XXTB XX
H4	For chairs w/ heat only made 05-18-12 to 03-31-14 add identifier after TB option i.e. U0207XXTB XX
H3	For chairs w/ heat only made 06-22-10 to 05-17-12 add identifier after TB option i.e. U0207XXTB XX
H1	For chairs w/ heat only made 01-01-08 to 06-21-10 add identifier after TB option i.e. U0207XXTB XX Any chairs manufactured before January 2008 may not be available. A photo must be taken of controller (located on bottom of chair) & sent to customer service/engineering for verification.

For additional options please see: [HM-HT OPTIONS PAGE](#)

[PIVOT TABLE OPTIONS PAGE](#)

[IV POLE OPTIONS PAGE](#)

[OXYGEN TANK HOLDER OPTIONS PAGE](#)

	Title: Elite Care Cliner Parts List		Page 9 of 9
	PL-6940	Effective Date: 05/17/18	Rev. 04

Revision History

REV	Effective Date	CCR Number	Description of Change
01	03/16/17	ECN 15-073	Added new latch bracket PN and image
02	07/12/17	DCC 17-061	Minor part number corrections on page 2.
03	11/22/17	DCC 17-071	Misc. minor corrections.
04	05/17/18	DCC 18-034	Change PN 203155 to PN 301300 on page 7.