



PARTS LIST


Image Number	Note	Part Number	Description	QTY per Product
1		404500	CASTER 5"TOTAL LOCK GREY TIRE W/PLASTIC THRD GD	2
1		404610	CASTER, ZINC RIGID 6.25" FORK W/5" GRAY WHEEL 7/8" STEM	2
1		566400	BOLT-CARRIAGE ZINC 1/4-20 X 1 1/4	4
1		566204	NUT-1/4-20 HEX NYLON LOCKNUT ZINC	4
2	A	252701	527A WELDED MAIN FRAME	1
2A		402855	ROTARY LATCH, HD SPRING (RIGHT)	1
2B		402850	ROTARY LATCH, HD SPRING (LEFT)	1
2C		566301	WASHER-1/4 EXT TOOTH LOCKWASHER ZINC	4
2D		566572	SCREW, BUTTON HEAD 1/4-20 X 3/4"	4
2E		403460	RELEASE CABLE, 26" W/ACTUATOR & Z FITTING	2
2F		566534	SCREW-TAP 10 X 3/4 RND WASHER SQ T/S ZINC	4
2G	A	701040	TRAY RECEIVING TUBE FLANGED INSERT	4
2G	A	701045	TRAY RECEIVING TUBE PLAIN INSERT	4

NOTES

Note	Description
A	Part #'s 701040 , 701045 , & 252701 MUST be ordered together
	<i>Left & Right is determined - as if sitting in the chair</i>



PARTS LIST				
Image Number	Note	Part Number	Description	QTY per Product
1		241501K	527 STYLE SEAT MECH W/ RAIL KIT (PAIR)	1
1	A	241501	MECH 525 W/SEAT RAIL RIGHT	1
1	A	241401	MECH 525 W/SEAT RAIL LEFT	1
1A	A	265140	MECH SPACER STRIP, HARDBOARD	2
1A	A	566515	SCREW-MACH 10-24 X <u>1 3/4</u> " PAN PHILLIP M/S ZINC	4
1B	A	566401	BOLT-CARRIAGE 1/4-20 X 1 1/2 ZINC	4
1B	A	566204	NUT-1/4-20 HEX NYLON LOCKNUT ZINC	4
2		210201	524/525 SPREADER TUBE ASSEMBLY	1
2		566517	SCREW-MACH 1/4-20 X 1 PAN PHILLIP M/S ZINC	2
3		704300	SAFETY SHIELD, BLACK (L&R PAIR)	1 PAIR
3		566536	SCREW-TAP 10 X 1 3/4 RND STD WASHER SQ T/S ZINC	2
NOTES				
Note	Description			
A	It is NOT recommended that these parts be sold seperately however in special cases they can be. <u>Left & Right is determined - as if sitting in the chair</u>			

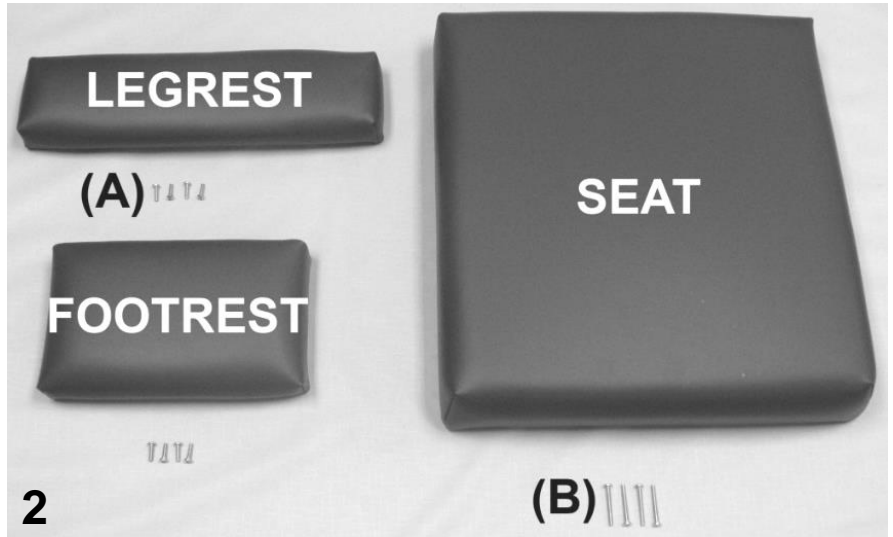
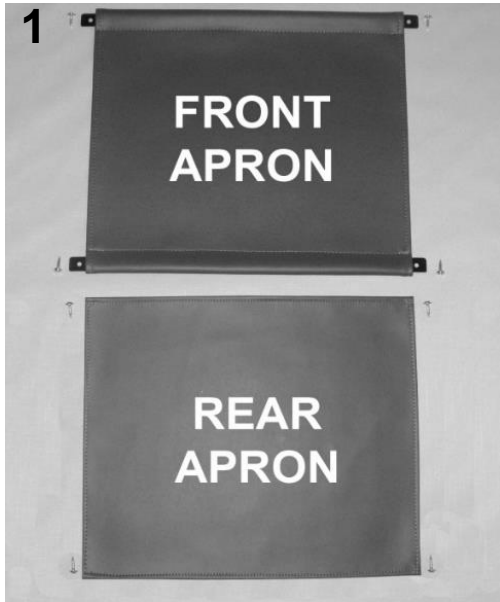


PARTS LIST

Image Number	Note	Part Number	Description	QTY per Product
RIGHT SIDE				
1A		252711K	527 RIGHT DROP ARM KIT	1
1A	A	252711	527A RIGHT DROP-ARM WELDED	1
1A	A	701040	TRAY RECEIVING TUBE FLANGED INSERT	1
1A	A, C	701045	TRAY RECEIVING TUBE PLAIN INSERT	1
1A	A	700265	GROMMET, GREY, EPDM RUBBER	2
1A	A, C	700700	SQ 1" CAP, BLACK	2
1A	A, C	500610	PARACHUTE WASHER 3/4"-18ga.HD tube connector	2
1B		252745RK	527 WELDED RIGHT LOWER BRACE ASSM. KIT	1
1B		252745R	WELDED DA LOWER BRACE W/CLIPS,RIGHT	1
1B	A, C	202770	STRIKER PIN, 3/8 X 1" (5/16-18 THREAD)	1
1B	A, C	566205	NUT-5/16-18 HEX NYLON LOCK NUT ZINC	1
1B	A, C	566303	WASHER-1/4 SAE FLAT WASHER ZINC	2
1B	A, C	566404	BOLT-1/4-20 X 1 3/4 HEX CAP SREW GR 2 ZINC	2
1B	A, C	700700	SQ 1" CAP, GRAY	2
3	B	U0901XX	UPHOLSTERED SIDE PANEL, RIGHT	1
LEFT SIDE				
2A	D	252721K	527 LEFT DROP ARM KIT	1
2A	A	252721	527A LEFT DROP ARM WELDED	1
2A	A	701045	TRAY RECEIVING TUBE PLAIN INSERT	1
2A	A	700265	GROMMET, GREY, EPDM RUBBER	3
2A	A	700700	SQ 1" CAP, BLACK	2
2A	A, E	700701	1" RD X 18 GA GRAY CAP	SEE NOTES
2A	A	500610	PARACHUTE WASHER 3/4"-18ga.HD tube connector	2
2B	D	252745LK	527 WELDED LEFT LOWER BRACE ASSM. KIT	1
2B	A	252745L	WELDED DA LOWER BRACE W/CLIPS, LEFT	1
2B	A	202770	STRIKER PIN, 3/8 X 1" (5/16-18 THREAD)	1
2B	A	566205	NUT-5/16-18 HEX NYLON LOCK NUT ZINC	1
2B	A	566303	WASHER-1/4 SAE FLAT WASHER ZINC	2
2B	A	566404	BOLT-1/4-20 X 1 3/4 HEX CAP SREW GR 2 ZINC	2
2B	A	700700	SQ 1" CAP, GRAY	2
4	B	U0801XX	UPHOLSTERED SIDE PANEL, LEFT	1
NOTE			SEE NEXT PAGE FOR IMPORTANT NOTES	

**NOTES**

Note	Description
A	It is NOT recommended that these parts be sold seperately however in special cases they can be.
B	XX- Use color code for specific part number i.e. 02 - Royal Blue
C	These parts are also included in the LEFT side kit assembly
D	See NOTE "C" parts, listed above, for additional components to the LEFT SIDE ASSM. KITS
E	(1) installed on 5271 - (2) installed on the 5281
F	For 5281 chair models ONLY
	<i>Left & Right is determined - as if sitting in the chair</i>




PARTS LIST

Image Number	Note	Part Number	Description	QTY per Product
1	A, B	U1401XX	UPHOLSTERED FRONT APRON	1
1		229945	535 APRON SLAT	2
1	A, B	U1502XX	UPHOLSTERED REAR APRON	1
1		566534	SCREW-TAP 10 X 3/4 RND WASHER SQ T/S ZINC	8
2	A, B	U1001XX	UPHOLSTERED LEGREST	1
2	A, B	U1101XX	UPHOLSTERED FOOTREST	1
2A		566511	SCREW-MACH 10-24 X <u>3/4</u> " PAN PHIL M/S ZINC	8
2	A, B	U0321XX	UPHOLSTERED SEAT	1
2B		566515	SCREW-MACH 10-24 X <u>1 3/4</u> " PAN PHILLIP M/S ZINC	4

NOTES

Note	Description
A	XX- Use color code for specific part number i.e. 02 - Royal Blue
B	Screws needed to attach this product are included
OPTION	For TB133 Add TB after Part Number i.e. U100102 TB
	Use 00 in place of options code if option IS NOT applicable i.e. U100602 00 For Upholstered Seat without TB

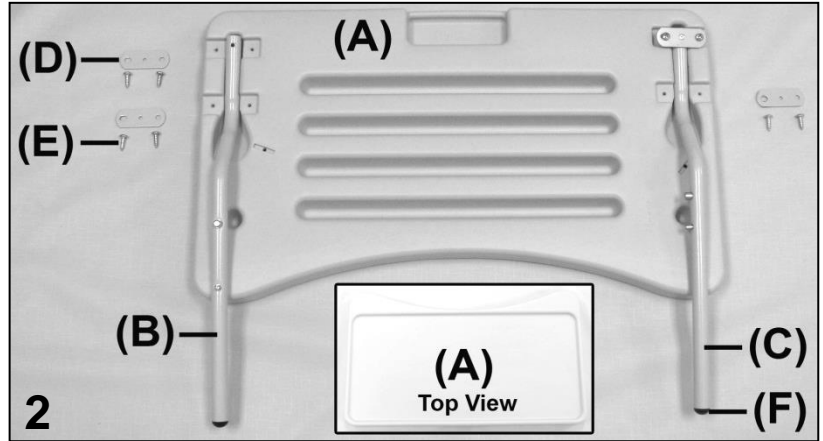



PARTS LIST

Image Number	Note	Part Number	Description	QTY per Product
1	A, C	U0108XX	UPHOLSTERED ARMREST - Style 1 for 527X, 528X	2
1		566514	SCREW-MACH 10-24 1 1/2 PAN PHILLIP M/S ZINC	4
2	A, C	U0202XX	UPHOLSTERED 525 BACK	1
2		556515	SCREW-MACH 10-24 X 1 3/4 PAN PHILLIP M/S ZINC	4
3	B	210140	BACK FRAME 524-525-584-585	1
3		233900	POSITION LOCK NOTCHED BAR (WELDED)	1
3A		566506	SCREW-MACH 1/4-20 X 1 1/2 RND PHIL M/S ZINC	2
3B		566515	SCREW-MACH 10-24 X 1 3/4 PAN PHILLIP M/S ZINC	4
3		566310	WASHER-1/4 NYLON F/W (.275 X .50 X .0625)	2
3		566204	NUT-1/4-20 HEX NYLON LOCKNUT ZINC	2

NOTES

Note	Description
A	XX- Use color code for specific part number i.e. 02 - Royal Blue
B	It is NOT recommended that these parts be sold separately however in special cases they can be.
C	Screws needed to attach this product are included
OPTION	For TB133 Add TB after Part Number i.e. U010702 TB



PARTS LIST

Image Number	Note	Part Number	Description	QTY per Product
1		270000K	TRAY ASSEMBLY CONVERSION KIT	1
1A		270000	TRAY ASSEMBLY	1
1B	A	701045	TRAY RECEIVING TUBE PLAIN INSERT	3
1C	A	701040	TRAY RECEIVING TUBE FLANGED INSERT	1
1D	A	006117	526, 528, 536, AND 586 TRAY CONVERSION INSTALLATION INSTRUCTION	1
2A		700410	TRAY BLOW MOLDED LT. GRAY	1
2B		270020	RIGHT TRAY ARM ASSEMBLY	1
	A	241600	TRAY ARM RIGHT	1
	A	401920	DUAL SNAP BUTTON (FOR TRAY ADJUSTMENT)	1
2F	A	700820	PLASTIC BALL GLIDE 3/4" BLACK	1
2C		270010	LEFT TRAY ARM ASSEMBLY	1
	A	241610	TRAY ARM LEFT	1
	A	241650C	TRAY ARM STRAP, COATED	1
	A	401925	SOLID DUAL SNAP BUTTON (FOR TRAY STORAGE)	1
	A	566100	RIVET-AD 54 BS POP RIVET	1
2F	A	700820	PLASTIC BALL GLIDE 3/4" BLACK	1
2E		566561	#12 X 3/4" PANHEAD PHILLIPS TAP SCREW, ZINC	8
2D		241650C	POWDER COATED TRAY ARM STRAP	3

NOTES

Note	Description
A	It is NOT recommended that these parts be sold separately however in special cases they can be. <u>Left & Right is determined - as if sitting in the chair</u>

For additional options please see: **IV POLE OPTIONS PAGE**



Revision History

REV	Effective Date	CCR Number	Description of Change
01	11/27/17	DCC 17-071	Misc. minor changes.