


**PARTS LIST**

Image Number	Note	Part Number	Description	QTY per Product
1		404500	CASTER 5"TOTAL LOCK GREY TIRE W/PLASTIC THRD GD	2
1		404610	CASTER, ZINC RIGID 6.25" FORK W/5" GRAY WHEEL 7/8" STEM	2
1		702250	CASTER SLEEVE INSERT	4
1		566401	BOLT-CARRIAGE 1/4-20 X 1 1/2 ZINC	4
1		566204	NUT-1/4-20 HEX NYLON LOCKNUT ZINC	4
2A		403820	585 MECH W/SEAT RL & SAF SHLD- RIGHT	1
2B		566204	NUT-1/4-20 HEX NYLON LOCKNUT ZINC	4
2B		566401	BOLT-CARRIAGE 1/4-20 X 1 1/2 ZINC	4
2C		210211	585 SPREADER TUBE ASSEMBLY	4
2D		566517	SCREW-MACH 1/4-20 X 1 PAN PHILLIP M/S ZINC	2
2E		403720	585 MECH W/SEAT RL & SAF SHLD- LEFT	1
3		258500	525/585 WELDED MAIN FRAME	1
4A	A	701040	TRAY RECEIVING TUBE FLANGED INSERT	1
4B	A	701045	TRAY RECEIVING TUBE PLAIN INSERT	3
4C	B	700701	1" RD X 18 GA GRAY CAP	4

**NOTES**

Note	Description
A	These parts <b>MUST</b> be ordered when ordering the welded main frame
B	For <b>5861</b> chair models <b>ONLY</b>
	<u>Left &amp; Right is determined - as if sitting in the chair</u>




**PARTS LIST**

Image Number	Note	Part Number	Description	QTY per Product
1	A	700435	BLOW MOLDED SIDE PANEL-RIGHT	1
1		566561	#12 X 3/4" PANHEAD PHILLIPS TAP SCREW, ZINC	2
2	A	700430	BLOW MOLDED SIDE PANEL-LEFT	1
3	B	210140	BACK FRAME 524-525-584-585	1
3		233900	POSITION LOCK NOTCHED BAR (WELDED)	1
3A		566506	SCREW-MACH 1/4-20 X 1 1/2 RND PHIL M/S ZINC	2
3B		566515	SCREW-MACH 10-24 X 1 3/4 PAN PHILLIP M/S ZINC	4
3		566310	WASHER-1/4 NYLON F/W (.275 X .50 X .0625)	2
3		566204	NUT-1/4-20 HEX NYLON LOCKNUT ZINC	2

**NOTES**

Note	Description
A	Add the "Option" code to the end of the part # for TB (SEE BELOW)
B	and
OPTIONS	For TB133 Add TB after Part Number i.e. 700435 <b>TB</b>
	<u>Left &amp; Right is determined - as if sitting in the chair</u>





**PARTS LIST**

Image Number	Note	Part Number	Description	QTY per Product
1	A, B	U0320XX	UPHOLSTERED 585 SEAT	1
2	B, C	288810	SADDLE SEAT, WITH TB133 (525S - 585S style)	1
1		566515	SCREW-MACH 10-24 X 1 3/4 PAN PHILLIP M/S ZINC	4
3	A, B	U1404XX	FRONT APRON FOR 585	1
3		229945	535 APRON SLAT	2
3		566534	SCREW-TAP 10 X 3/4 RND WASHER SQ T/S ZINC	4
4	A, B	U1004XX	UPHOLSTERED 585 LEGREST	1
4		566511	SCREW-MACH 10-24 X 3/4 PAN PHIL M/S ZINC	4

**NOTES**

Note	Description
A	XX- Use color code for specific part number i.e. 02 - Royal Blue
B	Screws needed to attach this product are included
C	Saddle seat can be purchased as an upgrade for ANY 585 chair model. (ONLY available in black)
OPTION	For TB133 Add TB after Part Number i.e. U100502 <b>TB</b>
	Use <b>00</b> in place of options code if option IS NOT applicable i.e. U100602 <b>00</b> For Upholstered Seat

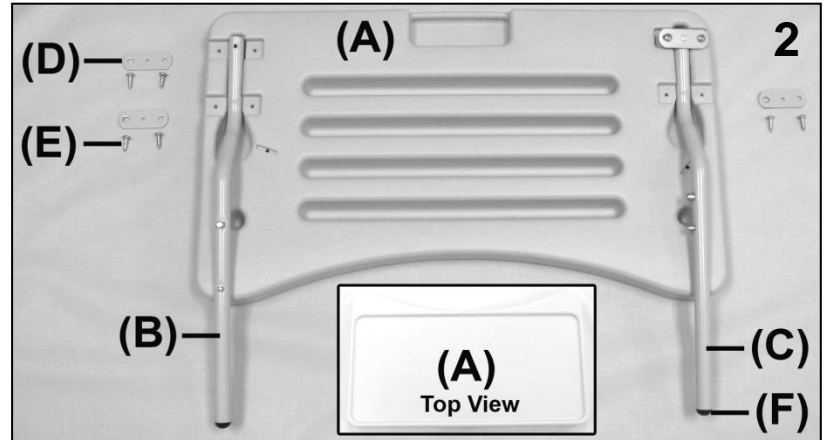



**PARTS LIST**

Image Number	Note	Part Number	Description	QTY per Product
1	A, B	U0107XX	1 PAIR OF ARMS	1
1		566589	SCREW-MACH 10-24 X 5/8" HEX WASHER SLOT M/S ZINC	4
2	A, B	U0206XX	UPHOLSTERED 585 BACK	1
2		566515	SCREW-MACH 10-24 X 1 3/4 PAN PHILLIP M/S ZINC	4

**NOTES**

Note	Description
A	XX- Use color code for specific part number i.e. 02 - Royal Blue
B	Screws needed to attach this product are included
OPTION	For TB133 Add TB after Part Number i.e. U010702 <b>TB</b>



PARTS LIST				
Image Number	Note	Part Number	Description	QTY per Product
1		270000K	TRAY ASSEMBLY CONVERSION KIT	1
1A		270000	TRAY ASSEMBLY	1
1B	A	701045	TRAY RECEIVING TUBE PLAIN INSERT	3
1C	A	701040	TRAY RECEIVING TUBE FLANGED INSERT	1
1D	A	006117	526, 528, 536, AND 586 TRAY CONVERSION INSTALLATION INSTRUCTION	1
2A		700410	TRAY BLOW MOLDED LT. GRAY	1
2B		<b>270020</b>	<b>RIGHT TRAY ARM ASSEMBLY</b>	1
	A	241600	TRAY ARM RIGHT	1
	A	401920	DUAL SNAP BUTTON (FOR TRAY ADJUSTMENT)	1
2F	A	700820	PLASTIC BALL GLIDE 3/4" BLACK	1
2C		<b>270010</b>	<b>LEFT TRAY ARM ASSEMBLY</b>	1
	A	241610	TRAY ARM LEFT	1
	A	241650C	TRAY ARM STRAP, COATED	1
	A	401925	SOLID DUAL SNAP BUTTON (FOR TRAY STORAGE)	1
	A	566100	RIVET-AD 54 BS POP RIVET	1
2F	A	700820	PLASTIC BALL GLIDE 3/4" BLACK	1
2E		566561	#12 X 3/4" PANHEAD PHILLIPS TAP SCREW, ZINC	8
2D		241650C	POWDER COATED TRAY ARM STRAP	3
NOTES				
Note	Description			
A	It is NOT recommended that these parts be sold separately however in special cases they can be.			
	<u>Left &amp; Right is determined - as if sitting in the chair</u>			

For additional options please see: **IV POLE OPTIONS PAGE**



Revision History

REV	Effective Date	CCR Number	Description of Change
01	01/19/17	ECN 17-005	Initial.
02	11/27/17	DCC 17-071	Misc. minor changes.