

363-364-365

Aluminum Panel Privacy Screens



CUSTOMER INSTRUCTIONS

PLEASE READ AND FAMILIARIZE YOURSELF WITH ALL INSTRUCTIONS BEFORE USING THIS PRODUCT. If you have trouble understanding these instructions contact your dealer or Winco customer support, (800) 237-3377 before attempting to use this product; otherwise injury may occur.

Winco assumes no responsibility for damage or injury caused by improper assembly, installation, use, or maintenance of these products.




1. READ AND FOLLOW ALL DIRECTIONS.
2. NEVER place screen on a cart, table, stand or other objects; Screen could fall and INJURY MAY OCCUR.
3. NEVER place screen near open flame or over a radiator or heat register.
4. NEVER place screen in front of a door or exit sign; or during emergency screen could hinder evacuation.
5. SUFFOCATION DANGER to children if vinyl is not attached to screen. VINYL SCREEN IS NOT A TOY.
6. DO NOT allow children to play with screen; Screen could fall and INJURY MAY OCCUR.
7. Screen should ALWAYS be positioned on level surface.
8. NEVER stand or ride on screen legs; INJURY MAY OCCUR.
9. DO NOT attach object to screen frame; Screen can tip over and INJURY MAY OCCUR.
10. Remove from service, any screen with broken or missing parts, torn vinyl, or other visible damage.
11. SAVE THESE INSTRUCTIONS for future reference and training.

PLEASE READ AND FAMILIARIZE YOURSELF WITH ALL INSTRUCTIONS BEFORE PROCEEDING WITH ASSEMBLY

After checking your product for any shipping damage, remove all packing material and hardware that was secured for shipping. Cut tape and/or plastic with scissors, being careful not to damage screen.

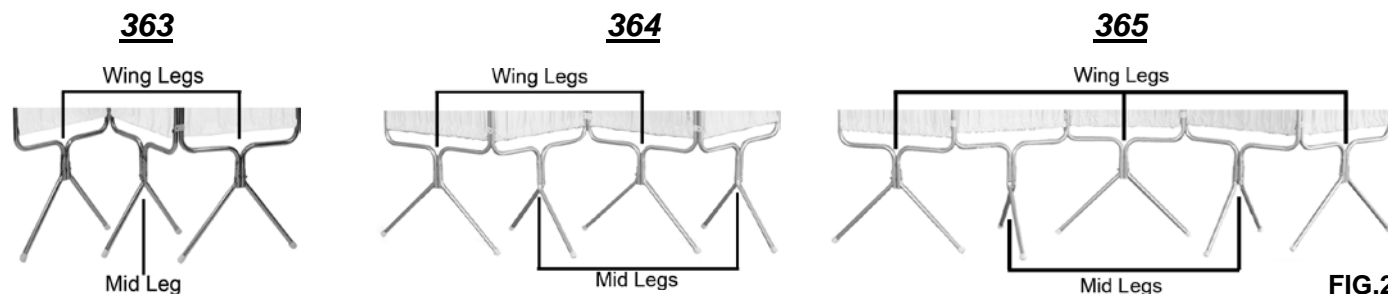
ASSEMBLY INSTRUCTIONS FOLDING SCREENS

1. Install Wing Legs on Wing Frames (**FIG.1**) using 3/16" x 2" bolts and tighten nuts. Using 3/16" x 1" bolts install Mid Legs on Mid Frame and tighten nuts.



NOTE:

The 4-panel screen has 2 Wing Frames and 2 Mid Frames. The 5-panel screen has 3 Wing Frames and 2 Mid Frames. (**FIG.2**)



2. Check screen for levelness, if necessary the legs can be gently bent so that all legs touch the floor.
3. To clean or replace Vinyl Panels, grasp panel rod at end away from Spring Retainer Clip and slide rod towards clip. This will release rod from frame.

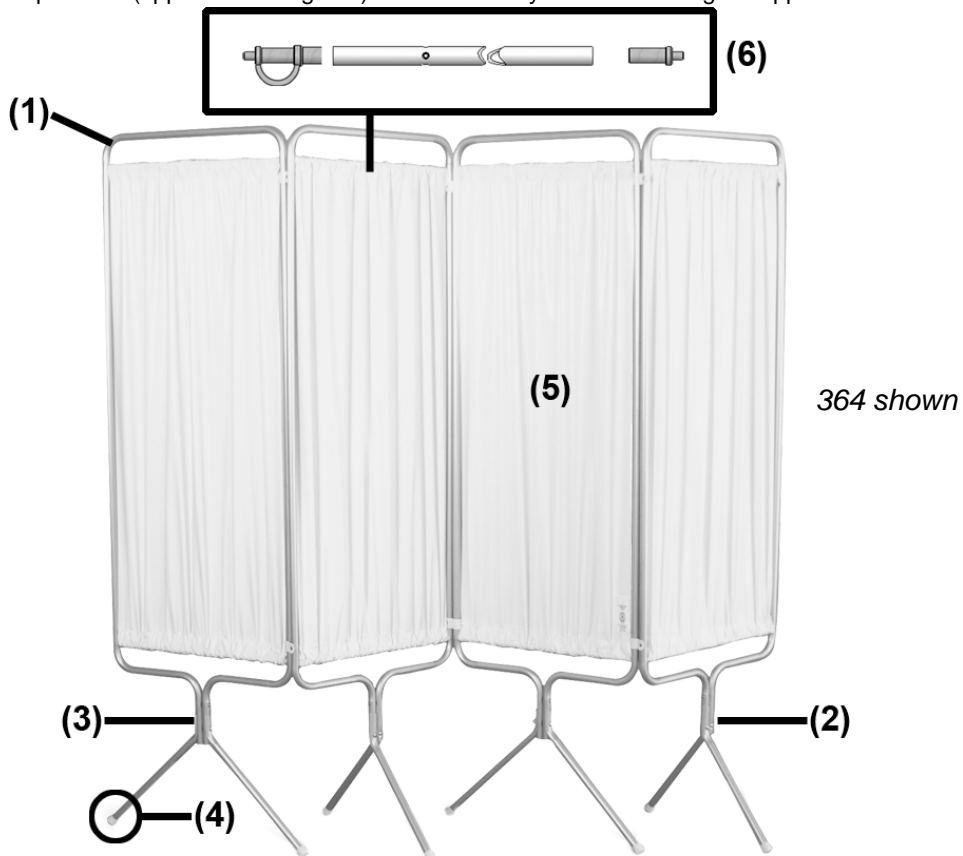
PANEL REPLACEMENT

4. To replace **Vinyl Panels**, grasp **Screen Rod**; **Screen Rod** is spring-loaded and can be moved toward end with spring. Push & pull the Screen Rod to determine which way will compress the spring and allow removal of the **Screen Rod** and **Vinyl Panel**. (SEE PHOTO OF ROD ENDS, BELOW)
5. Re-install the **Screen Rod** by reversing the above procedure.

CARE & MAINTENANCE OF YOUR SCREEN

6. Periodically check all fasteners for tightness.
7. To clean **Vinyl Panels** use only mild liquid soap and water.

Wrinkles in Vinyl – Storage and shipping causes wrinkles of the vinyl of your Winco Screen; This is normal. Please allow 1-2 weeks at room temperature (approx. 70+ degrees) to allow for vinyl to return to original appearance.

**Parts List:**

<u>(1) Complete Frame</u>	<u>Qty.</u>
For 363	1
For 364	1
For 365	1
<u>(2) Mid Leg for Model 363</u>	2
For Models 364 & 365	4
<u>(3) Wing Leg for Model 363</u>	4
For Models 364	4
For Models 365	6
<u>(4) 3/4" White Plastic End Cap</u>	
For Models 363	6
For Models 364	8
For Models 365	10
<u>(5) Vinyl Panel</u>	1
<u>(6) Rod and Rod Spring Retainer Set</u>	
For Model 363	6
For Model 364	8
For Model 365	10

Visit our website www.wincomfg.com/product-documents/parts-lists for a complete parts list catalog of your chair or call Customer Service @ 1-800-237-3377 to request it by mail.

Other Quality Winco Medical Furnishings You May Be Interested In:




Clinical Recliners



Exam Tables



Convalescent (LTC) Recliners



Privacy Screens



Phlebotomy Chairs



Specialty Chair Stretcher-Chair



Stools



Oncology and Dialysis Chairs

Visit us online at www.wincomfg.com



LIMITED WARRANTY

• 5516 SW 1st Lane • Ocala, FL 34474
 • Phone (352) 854-2929 • (800) 237-3377
 • Fax (352) 854-9544
 • www.wincomfg.com
 • customerservice@wincomfg.com

TERMS

Winco Mfg., LLC. warrants this product to be free of manufacturer's defects in material and workmanship, provided that the product is used according to normal operating conditions and proper maintenance intended by manufacturer. This warranty is available only to the original retail purchaser, is non-transferable and commences on the date of retail sale; proof of purchase required.

Limited One Year Complete Product Warranty: Winco Mfg., LLC warrants the complete product for one (1) year. At Winco Mfg., LLC. sole discretion, it may repair or replace any components freight free that are found to be defective during the first year. *Winco Mfg., LLC. shall not be liable for any labor, or any other costs incurred as a result of or in conjunction with a warranty claim.*

Limited Three Year Warranty: Winco Mfg., LLC warrants the recliner mechanisms, electrical components, vinyl [from cracking or delaminating] pressurized gas springs, when new, for a period of three (3) years. At Winco Mfg., LLC. sole discretion, it may repair or replace components found to be defective. *Winco Mfg., LLC. shall not be liable for any labor, shipping or any other costs incurred as a result of or in conjunction with a warranty claim.*

Limited Lifetime Chair Frame Warranty: Winco Mfg., LLC warrants the steel chair frame, when new, for the lifetime of the original purchaser. This limited warranty does not apply to paint/finish or any components attached to the frame such as; upholstery, foam, casters, mechanisms or related parts that are covered under above warranties. *Winco Mfg., LLC shall not be liable for any labor, shipping or any other costs incurred as a result of or in conjunction with a warranty claim.*

The purchaser's exclusive remedy under this warranty shall be limited to such repair or replacement of defective components at Winco Mfg., LLC sole discretion. For warranty service, contact the dealer that the product was originally purchased from or Winco Mfg., LLC directly.

EXCLUSIONS

There are no other warranties, conditions, representations or guarantees, express or implied, made or intended by Winco Mfg., LLC and all other warranties, conditions, representations or guarantees including any warranties, conditions, representations or guarantees under any Sale of Good Act or Like legislation or statute is hereby expressly excluded. Any and all other implied warranties shall not extend beyond the duration of the express warranty. Liability for incidental or consequential damages is excluded to the extent permitted by law. Some states do not allow the exclusion or limitation so the above limitation or exclusion may not apply to you. This warranty gives you specific legal rights. In addition you may also have other rights, which vary from state to state.

GENERAL PROVISIONS

No warranty herein contained or set out shall apply when damage or repair is caused by any of the following:

1. Damage in transit.
2. Accident, alteration, abuse or misuse of product ie. exceeding weight capacities, applying inordinate pressure to footrest/leg rest, use in Mental Health facilities or like institutions.
3. Fire, water damage, theft, war, riot, hostility, acts of God.

Examples contained in this list are not to be construed as all-inclusive.

