




**PARTS LIST**

Image Number	Note	Part Number	Description	QTY per Product
1	A	<b>U3001XX</b>	<b>805 UPHOLSTERED TOP</b>	1
1	A,B	U3201XX	805 UPHOLSTERED FACE REST	1
1	B	301800	HINGE 4" 960/805 TABLE	2
1	B	566511	SCREW-MACH 10-24 X 3/4 PAN PHIL M/S ZINC	12
1	B	222600	805 TABLE FRAME	2
1	B	701010	1X2X18 RECT INSERT CAP/GLIDE LT.GRAY	4
1	B	566528	SCREW-TAP 10 X 2 3/4 PAN PHIL T/S ZINC	4
1	B	566408	BOLT-1/4-20 X 3 HEX CAP SCREW GR 5 ZINC	8
2		221300	WELDED BRACE ASSM 805/810/811/860/870	1
2		566401	BOLT-CARRIAGE 1/4-20 X 1 1/2 ZINC	4
2		566204	NUT-1/4-20 HEX NYLON LOCKNUT ZINC	4
3		<b>267115K</b>	<b>805/860/870 SHELF ASSM KIT</b>	1
3	A	267115	SHELF, ANGLED LEG TABLES	1
3	A	705600	DOUBLE SIDED FOAM TAPE, 3/4" X 36YDS	1 ft.

**NOTES**

Note	Description
A	XX- Use color code for specific part number i.e. 02 - Royal Blue
B	Part is included with 805 Upholstered Top

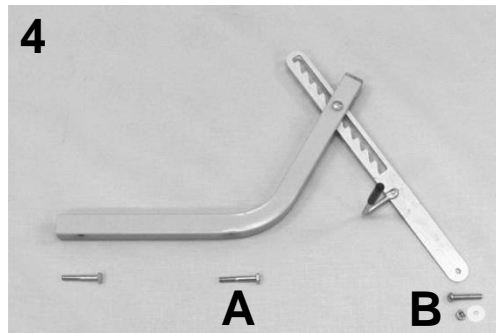





**PARTS LIST**

Image Number	Note	Part Number	Description	QTY per Product
1		<b>221240K</b>	<b>ANGLED, WELDED LEG ASSM 19" Kit</b>	2
1	A	221240	ANGLED, WELDED LEG ASSM, 19"	1
1		<b>221210K</b>	<b>ANGLED, WELDED LEG ASSM 22" Kit</b>	2
1	A	221210	ANGLED, WELDED LEG ASSM 22"	1
1		<b>221250K</b>	<b>ANGLED, WELDED LEG ASSM 25" Kit</b>	2
1	A	221250	ANGLED, WELDED LEG ASSM. 25"	1
1	A	221235	FOOT INSERT 810/811/860	2
1	A	701008	1x2.5x18 RECT INSERT CAP, BLACK	2
1	A	500350	GLIDE NON-SWIVEL ZINC 5/16X1" NP LN	2
2		<b>219160K</b>	<b>FACE PAPER CUTTER ASSM. KIT (805-860 STYLE)</b>	1
2	A	219160	FACE PAPER CUTTER	1
2	A	566540	SCREW-TAP 6 X 1 BUGLE PHILLIP DRYWALL SCREW	2
3		<b>219140K</b>	<b>FACE SLOT TUBE 805 ASSM. KIT</b>	1
3A	A	219140	FACE SLOT TUBE 805	1
3B	A	566526	SCREW-TAP 10 X 1 3/4 PAN PHIL T/S ZINC	2
3B	A	566315	WASHER-1/4 NYLON SPACER (.257 X .5 X 1.0)	2
4		<b>219100K</b>	<b>FACE PAPER HLDR ASSM. KIT</b>	1
4	A	219100	FACE PAPER HLDR COMPLETE	1
4	A	566540	SCREW-TAP 6 X 1 BUGLE PHILLIP DRYWALL SCREW	2

**NOTES**

Note	Description
A	These parts are included in the above listed kit.



**PARTS LIST**

Image Number	Note	Part Number	Description	QTY per Product
1		<b>222605K</b>	<b>805/860/870 ARM FRAME KIT</b>	1
1	A	222605	805/860/870 ARM FRAME	1
1	A	700700	SQ 1" CAP, GRAY	2
2B	B	<b>U3301XX</b>	<b>805/860/870 UPHOLSTERED ARM</b>	2
2B	A	566514	SCREW-MACH 10-24 1 1/2 PAN PHILLIP M/S ZINC	4
2A		261815	805/860/870 ARM PAD PANEL	2
3		<b>222630K</b>	<b>KD STANDOFF ASSEMBLY KIT (PAIR)</b>	1
3A	A	566404	BOLT-1/4-20 X 1 3/4 HEX CAP SREW GR 2 ZINC	2
3A	A	566204	NUT-1/4-20 HEX NYLON LOCKNUT ZINC	2
3B	A	222630	KD STANDOFF WELDED	2
3C	A	566517	SCREW-MACH 1/4-20 X 1 PAN PHILLIP M/S ZINC	4
4		<b>222650K</b>	<b>805 HEADREST ADJUSTMENT ASSEMBLY KIT</b>	1
4	A	222650	805 HEADREST ADJUSTMENT ASSEMBLY	1
4	A	222622	805 SLOTTED FACEREST LOCK TUBE	1
4	A	700700	SQ 1" CAP, GRAY	1
4	A	704600	VINYL SLEEVE-RED- 805 HANDLE	1
4A	A	566404	BOLT-1/4-20 X 1 3/4 HEX CAP SREW GR 2 ZINC	2
4B	A	566506	SCREW-MACH 1/4-20 X 1 1/2 RND PHIL M/S ZINC	1
4B	A	566312	WASHER-1/4 NYLON F/W (.257 X .75 X .0625)	1
4B	A	566204	NUT-1/4-20 HEX NYLON LOCKNUT ZINC	1

**NOTES**

Note	Description
A	These parts are included in the above listed kit.
B	XX- Use color code for specific part number i.e. 02 - Royal Blue