




## 891 Bariatric Table Parts List



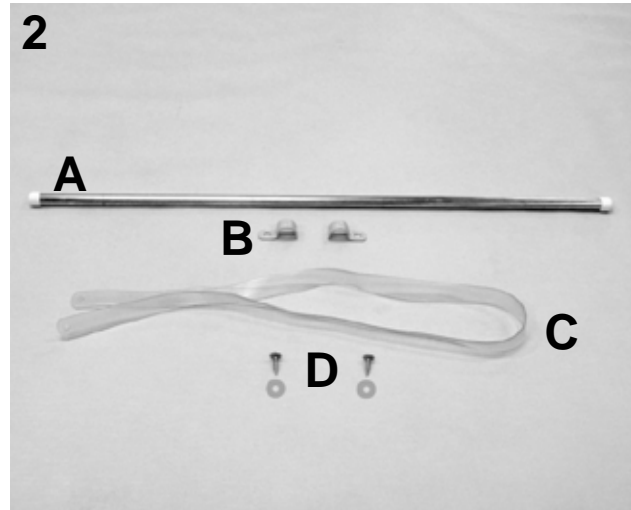

## PARTS LIST

Image Number	Note	Part Number	Description	QTY per Product
1	A	<b>U3010XX</b>	<b>891 UPHOLSTERED TOP</b>	1
1A	B	222765	BARI-TABLE FRAME RAIL 68 IN.	2
1A	B	701010	1X2X18 RECT INSERT CAP/GLIDE LT.GRAY	4
1A	B	566507	SCREW-MACH 1/4-20 X 3 RND PHILLIP M/S ZINC	2
1A	B	566519	SCREW-MACH 1/4-20 X 2 1/2 PAN PHILLIP M/S ZINC	2
1A	B	566528	SCREW-TAP 10 X 2 3/4 PAN PHIL T/S ZINC	4
2		<b>219100K</b>	<b>FACE PAPER HLDR ASSM. KIT</b>	1
2	B	219100	FACE PAPER HLDR COMPLETE	1
2	B	566540	SCREW-TAP 6 X 1 BUGLE PHILLIP DRYWALL SCREW	2
3		<b>219120K</b>	<b>FACE SLOT TUBE ASSM. KIT</b>	1
3A	B	219120	FACE SLOT TUBE	1
3B	B	566526	SCREW-TAP 10 X 1 3/4 PAN PHIL T/S ZINC	2
3B	B	566315	WASHER-1/4 NYLON SPACER (.257 X .5 X 1.0)	2
4		<b>219165K</b>	<b>851 FACE PAPER CUTTER ASSM. KIT</b>	1
4	B	219160	FACE PAPER CUTTER	1
N/A	B	705600	DOUBLE SIDED FOAM TAPE, 3/4" X 36YDS	8 in.

## NOTES

Note	Description
A	XX- Use color code for specific part number i.e. 02 - Royal Blue
B	These parts are included in the above listed kit.

# 891 Bariatric Table Parts List



## PARTS LIST

Image Number	Note	Part Number	Description	QTY per Product
1		<b>222707K</b>	<b>18" BARI-WELDED TABLE LEG KIT</b>	3
1	A	222707	18" BARI-WELDED TABLE LEG	1
1		<b>222749K</b>	<b>25" BARI - WELDED TABLE LEG KIT</b>	3
1	A	222749	25" BARI - WELDED TABLE LEG	1
1		<b>222750K</b>	<b>30" BARI-WELDED TABLE LEG KIT</b>	3
1	A	222750	30" BARI-WELDED TABLE LEG	1
1	A	500350	GLIDE NON-SWIVEL ZINC 5/16X1" NP LN	2
1	A	501065	1"x2" METAL GLIDE INSERT;18 GAUGE;5/16-18 THREAD	2
1A	A	566549	SCREW MACH 1/4-20 X 2 RND PHIL M/S ZINC	2
1B	A	566519	SCREW-MACH 1/4-20 X 2 1/2 PAN PHILLIP M/S ZINC	2
1B	A	566204	NUT-1/4-20 HEX NYLON LOCKNUT ZINC	2
2A		<b>222770K</b>	<b>BARIATRIC PAPER HOLDER ROD KIT</b>	1
2A	A	222770	BARIATRIC PAPER HOLDER ROD	1
2A	A	700650	1/2" PLASTIC CAP, WHITE	2
2B		201810	PAPER ROD CLAMP, GRAY	2
2C		271505	BARIATRIC, VINYL TABLE STRAP	1
2D		566302	WASHER-#10 SAE F/W ZINC	2
2D		566534	SCREW-TAP 10 X 3/4 RND WASHER SQ T/S ZINC	2

## NOTES

Note	Description
A	These parts are included in the above listed kit.

## 891 Bariatric Table Parts List



### PARTS LIST

Image Number	Note	Part Number	Description	QTY per Product
2	A	222760	WELDED BRACE ASSY. BARI-TABLE	2
2	B	566506	SCREW-MACH 1/4-20 X 1 1/2 RND PHIL M/S ZINC	4
2	C	566549	SCREW MACH 1/4-20 X 2 RND PHIL M/S ZINC	2
2		566204	NUT-1/4-20 HEX NYLON LOCKNUT ZINC	8
3		<b>263965K</b>	<b>BARIATRIC TABLE SHELF KIT</b>	1
3	D	263965	BARIATRIC TABLE SHELF	1
N/A	D	705600	DOUBLE SIDED FOAM TAPE, 3/4" X 36YDS	1 ft.

### NOTES

Note	Description
A	For tables with optional shelf, must order double-sided tape listed on <b>Page 1</b>
B	These screws attach the "welded brace assembly." to the OUTSIDE legs
C	These screws attach the "welded brace assembly." to the MIDDLE leg
D	These parts are included in the above listed kit.