


PARTS LIST				
Image Number	Note	Part Number	Description	QTY per Product
1		404500	CASTER 5"TOTAL LOCK GREY TIRE W/PLASTIC THRD GD	2
1		404610	CASTER, ZINC RIGID 6.25" FORK W/5" GRAY WHEEL 7/8" STEM	2
1		702250	CASTER SLEEVE INSERT	4
1		566401	BOLT-CARRIAGE 1/4-20 X 1 1/2 ZINC	4
1		566204	NUT-1/4-20 HEX NYLON LOCKNUT ZINC	4
2		253500	535 WELDED MAIN FRAME	1
2A	A	701900	GREY BUMPON W/ADH BACK	2
3A	A	701040	TRAY RECEIVING TUBE FLANGED INSERT	1
3B	A	701045	TRAY RECEIVING TUBE PLAIN INSERT	3
3C	B	700701	1" RD X 18 GA GRAY CAP	4
4	C,D	453500	535A SEAT/LEGREST ASSEMBLY	1
NOTES				
Note	Description			
A	These parts MUST be ordered when ordering the welded main frame			
B	For 5361 chair models ONLY			
C	This is a fully assembled product. No individual parts are available.			
D	For 535 models WITH an "A" in the serial # ONLY (EXAMPLE: 535A100645)			
	<u>Left & Right is determined - as if sitting in the chair</u>			






PARTS LIST

Image Number	Note	Part Number	Description	QTY per Product
1	A	U0204XX	535 UPHOLSTERED BACK	1
	E	253540W	WELDED KD BACK FRAME W/WEBBING (535)	1
N/A	D	253540	WELDED KD TOP BACK FRAME 535	1
N/A	D	272910	SEWN WEB BAND 29" 532	4
N/A	D	453505	WOOD BRACE 535	1
N/A	D	566572	SCREW, BUTTON HEAD 1/4-20 X 3/4", ZINC	2
	F	253570W	WELDED BACK FRAME W/WEBBING (535A)	1
1	D	253570	WELDED KD TOP BACK FRAME 535A	1
	D	272910	SEWN WEB BAND 29" 532	4
	D	502020	RIV NUT .25X20	1
	D	453505	WOOD BRACE 535	1
	D	566572	SCREW, BUTTON HEAD 1/4-20 X 3/4", ZINC	2
1	B	272910	SEWN WEB-BAND 29" 532	4
2		453550	535 GAS CYL., CABLE & REL. LEVER ASSM'D	1
2A		200025K	CLEVIS/COTTER PIN ASSM. KIT	2
3		253560K	535/536 PUSH HANDLE KIT COMPLETE	1
3	D	253550	WELDED PUSH HANDLE (RETRO 535 STYLE)	1
3	D	566572	SCREW, BUTTON HEAD 1/4-20 X 3/4", ZINC	2
N/A	D	680015	LOCTITE, THREADLOCKER, .02 OZ TUBE #262	1

NOTES

Note	Description
A	XX- Use color code for specific part number i.e. 02 - Royal Blue
C	This part is included when ordering 453550 - DOES NOT include cable when ordering separately.
D	It is NOT recommended that these parts be sold separately however in special cases they can be.
E	5351's made BEFORE serial # 535A104740 or 5361's made BEFORE serial # 536A101597
F	5351's with or AFTER serial # 535A104740 or 5361's with or AFTER serial # 536A101597
OPTIONS	For TB133 Add TB after Part Number i.e. U020402TB
	Use 00 in place of options code if unavailable i.e. U0204XX 00 For Upholstered Back w/ NO TB
	<u>Left & Right is determined - as if sitting in the chair</u>

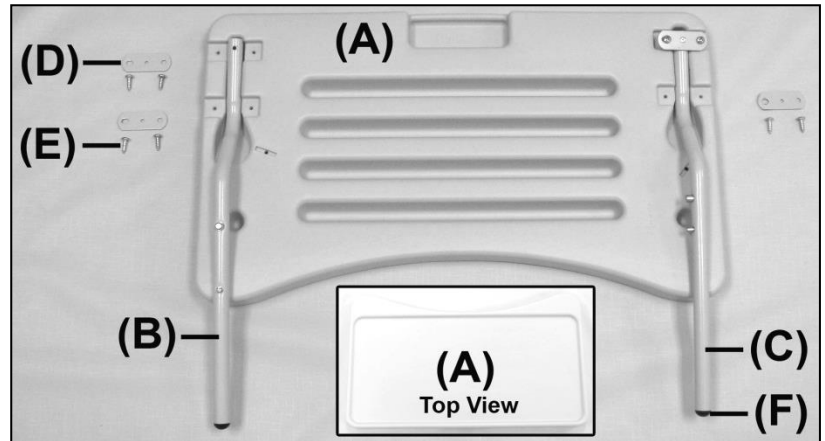



PARTS LIST

Image Number	Note	Part Number	Description	QTY per Product
1	A,B	U0322XX	535A UPHOLSTERED SEAT/LEGREST	1
1		229945	535 APRON SLAT	1
1		272905	SEWN WEB BAND W/HOOKS 13.5"	1
1		566514	SCREW-MACH 10-24 1 1/2 PAN PHILLIP M/S ZINC	2
1		566203	NUT-10-24 HEX NYLON LOCK NUT ZINC	2
1		566302	WASHER-#10 SAE F/W ZINC	2
2	A,C	U0107XX	1 PAIR OF ARMS	1
2		566589	SCREW-MACH 10-24 X 5/8" HEX WASHER SLOT M/S ZINC	4
3	A,C	U0603XX	535 LEFT SIDE PANEL	1
3	A,C	U0703XX	535 RIGHT SIDE PANEL	1
3		566510	SCREW-MACH 10-24 X 1/2 PAN PHIL MACHINE SCREW	4

NOTES

Note	Y
A	XX- Use color code for specific part number i.e. 02 - Royal Blue
B	For 535 models WITH an "A" in the serial # ONLY (EXAMPLE: 535A100645)
C	Screws needed to attach this product are included
OPTIONS	For TB133 Add TB after Part Number i.e. U020402TB
	Use 00 in place of options code if unavailable i.e. U0204XX 00 For Upholstered Back w/ NO TB
	<u>Left & Right is determined - as if sitting in the chair</u>



PARTS LIST				
Image Number	Note	Part Number	Description	QTY per Product
1		270000K	TRAY ASSEMBLY CONVERSION KIT	1
1A		270000	TRAY ASSEMBLY	1
1B	A	701045	TRAY RECEIVING TUBE PLAIN INSERT	3
1C	A	701040	TRAY RECEIVING TUBE FLANGED INSERT	1
1D	A	006117	526, 528, 536, AND 586 TRAY CONVERSION INSTALLATION INSTRUCTION	1
2A		700410	TRAY BLOW MOLDED LT. GRAY	1
2B		270020	RIGHT TRAY ARM ASSEMBLY	1
	A	241600	TRAY ARM RIGHT	1
	A	401920	DUAL SNAP BUTTON (FOR TRAY ADJUSTMENT)	1
2F	A	700820	PLASTIC BALL GLIDE 3/4" BLACK	1
2C		270010	LEFT TRAY ARM ASSEMBLY	1
	A	241610	TRAY ARM LEFT	1
	A	241650C	TRAY ARM STRAP, COATED	1
	A	401925	SOLID DUAL SNAP BUTTON (FOR TRAY STORAGE)	1
	A	566100	RIVET-AD 54 BS POP RIVET	1
2F	A	700820	PLASTIC BALL GLIDE 3/4" BLACK	1
2E		566561	#12 X 3/4" PANHEAD PHILLIPS TAP SCREW, ZINC	8
2D		241650C	POWDER COATED TRAY ARM STRAP	3
NOTES				
Note	Description			
A	It is NOT recommended that these parts be sold separately however in special cases they can be. <i>Left & Right is determined - as if sitting in the chair</i>			

For additional options please see: **IV POLE OPTIONS PAGE**



Revision History

REV	Effective Date	CCR Number	Description of Change
01	01-19-17	ECN 17-005	Initial.
02	11/19/17	DCC 17-071	Misc. minor changes.
03	02/16/18	DCC 18-XXX	Remove 2A, PN 705350 "Release Lever 535" on page 2.