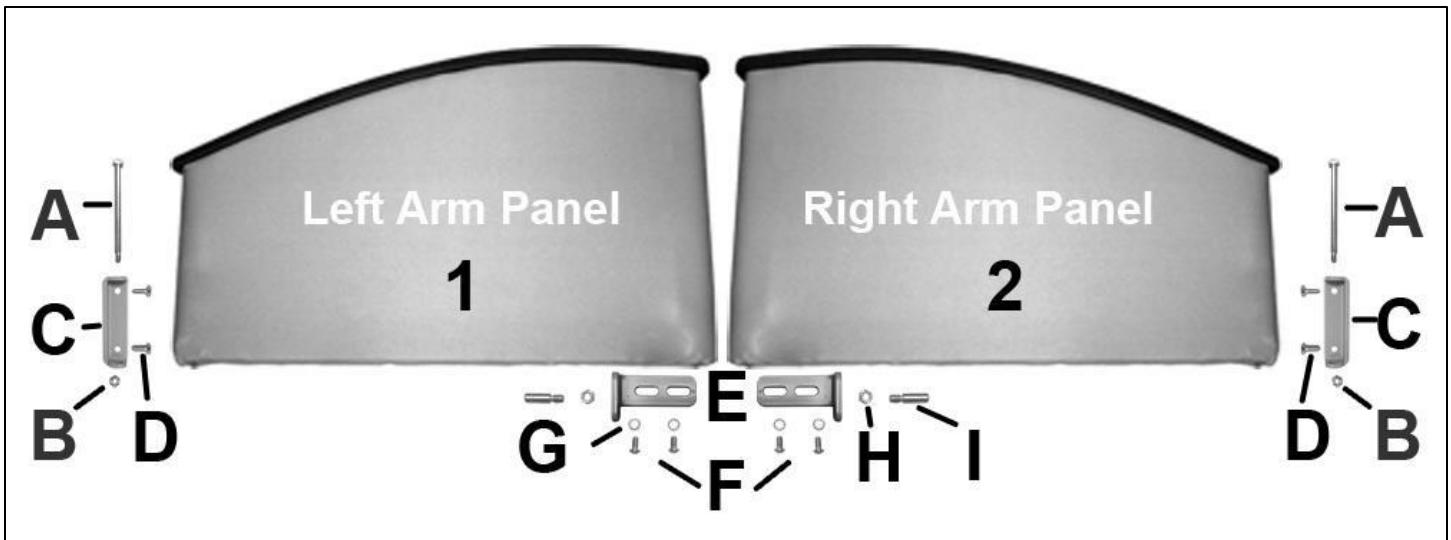


PARTS LIST

Image Number	Note	Part Number	Description	QTY per Product
1		400575	CASTER, NYLON 5" TOTAL LOCK W/PRECISION BEARING WHEEL, STD COLOR	3
1	A	400585	CASTER, NYLON 5" DIRECT. LOCK W/PRECISION BEARING WHEEL, STD COLOR	1
1		566400	BOLT-CARRIAGE ZINC 1/4-20 X 1 1/4	4
1		566204	NUT-1/4-20 HEX NYLON LOCKNUT ZINC	4
2		246750	568-675 SWING-ARM MAIN FRAME, WELDED	1
2A		202765K	ROTARY LATCH LEFT SWING ARM KIT	1
2A	B	402855	ROTARY LATCH	1
2A	B	402755	LATCH HANDLE, TABBED (RED)	1
2A	B	510200	RIVET 1/4 X 3/8 X 7/16 HEAD	1
2A,2B		566572	SCREW, BUTTON HEAD 1/4-20 X 3/4"	2
2A,2B		566301	WASHER-1/4 INT. TOOTH LOCKWASHER ZINC	2
2B		202760K	ROTARY LATCH RIGHT SWING ARM KIT	1
2B	B	402850	ROTARY LATCH	1
2B	B	402755	LATCH HANDLE, TABBED (RED)	1
2B	B	510200	RIVET 1/4 X 3/8 X 7/16 HEAD	1
2A,2B		566572	SCREW, BUTTON HEAD 1/4-20 X 3/4"	2
2A,2B		566301	WASHER-1/4 INT. TOOTH LOCKWASHER ZINC	2
2C	B	700890	CAP, FLAT RECTANGULAR, GRAY, .25" X 1"	2

NOTES

Note	Description
A	400585 is installed on the LEFT REAR of chair frame.
B	It is NOT recommended that these parts be sold seperately however in special cases they can be.
	<u>Left & Right is determined - as if sitting in the chair</u>



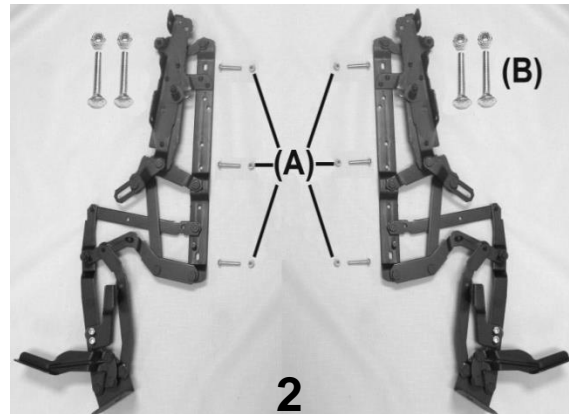


PARTS LIST

Image Number	Note	Part Number	Description	QTY per Product
1	A	U0406XX	568-674-675 UPH. SWING-ARM PANEL - LEFT	1
2	A,E	U0507XX	568-674-675 UPH. SWING-ARM PANEL - RIGHT	1
1	D	208035LK	URETHANE ARM REPLACEMENT KIT (5400 style) LEFT (VERSION 2)	1
2	D	208035RK	URETHANE ARM REPLACEMENT KIT (5400 style) RIGHT (VERSION 2)	1
1, 2	D	500115	SCREW, DOUBLE END, 1/4-20	6
1, 2	D	566204	NUT-1/4-20 HEX NYLON LOCKNUT ZINC	6
B	B,C	566205	NUT-5/16-18 HEX NYLON LOCK NUT ZINC	SEE NOTES
C	C	202735	WELDED HINGE BRKT REINF.	1
D	C	566410	BOLT - 5/16 X 3/4 HEX HEAD	2
E	C	402750L	STRIKER PIN BRACKET, LEFT	1
E	C	402750R	STRIKER PIN BRACKET, RIGHT	1
F	C	566572	SCREW, BUTTON HEAD 1/4-20 X 3/4"	2
G	C	566301	WASHER-1/4 INT. TOOTH LOCKWASHER ZINC	2
H	C	566205	NUT-5/16-18 HEX NYLON LOCK NUT ZINC	1
I	C	202770	STRIKER PIN, 3/8 X 1" (5/16-18 THREAD)	1
A	B	566555	3/8 X 4 1/2, ZINC SKT SHOULDER SCREW	2

NOTES

Note	Description
A	XX- Use color code for specific part number i.e. 02 - Royal Blue
B	B is included when ordering Arm-Panel - B must be ordered separate when ordering 566555
C	It is NOT recommended that these parts be sold separately however in special cases they can be.
D	Due to the complexity of installation these items can NOT be ordered separately
E	For chairs with Heat and Massage or Heat ONLY option see " Heat & Massage Identifiers " below
OPTIONS	For TB133 Add TB after Part Number i.e. U040202TB
	Use 00 in place of options code if unavailable i.e. U040202TB 00 For Upholstered Back w/ TB & NO HM/HT <i>Left & Right is determined - as if sitting in the chair</i>
Heat & Massage Identifiers	
M5	For chairs w/ heat/massage made 04-01-14 to present add identifier after TB option i.e. U0215XXTB XX
Heat ONLY Identifiers	
H5	For chairs w/ heat only made 04-01-14 to present add identifier after TB option i.e. U0215XXTB XX




PARTS LIST

Image Number	Note	Part Number	Description	QTY per Product
1		243211K	654 SEAT FRAME KIT	1
1	B	243211	529/654/657 SEAT FRAME WELDED	1
1	B	566515	SCREW-MACH 10-24 X 1 3/4 PAN PHILLIP M/S ZINC	4
1	B	700700	SQ 1" CAP, GRAY	2
2		200800K	653 MECHANISM KIT	1
2	B	400811	MECHANISM, RECLINER, LEFT 525/529/653	1
2	B	400821	MECHANISM, RECLINER, RIGHT 525/529/653	1
2	B	402671	MID OTTOMAN BRKT LEFT	1
2	B	402681	MID OTTOMAN BRKT RIGHT	1
2A	B	566506	SCREW-MACH 1/4-20 X 1 1/2 RND PHIL M/S ZINC	6
2B, 3	B	566401	BOLT-CARRIAGE 1/4-20 X 1 1/2 ZINC	4
2	B	566504	SCREW-MACH 1/4-20 X 3/4 RND PHILLIP M/S ZINC	4
2A, 2B, 3	B	566204	NUT-1/4-20 HEX NYLON LOCKNUT ZINC	14
3	A	243265K	654 SEAT FRAME W/MECH KIT	1
4		704300	SAFETY SHIELD, BLACK (L&R PAIR)	1 PAIR
4		566536	SCREW-TAP 10 X 1 3/4 RND STD WASHER SQ T/S ZINC	2

NOTES

Note	Description
A	All parts listed in the previous 2 kits are included in this kit
B	It is NOT recommended that these parts be sold seperately however in special cases they can be.
	<u>Left & Right is determined - as if sitting in the chair</u>


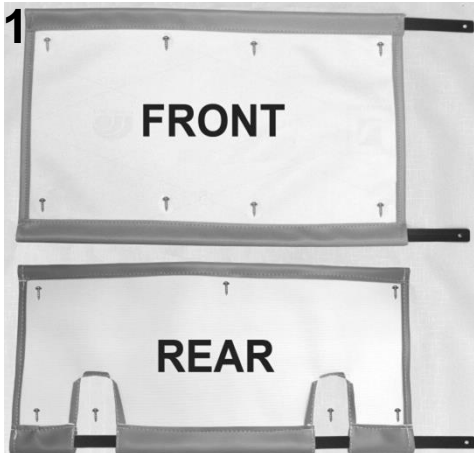


PARTS LIST

Image Number	Note	Part Number	Description	QTY per Product
1		226720W	BACK FRAME W/WEBBING (671 STYLE)	1
1, 4B	A	200025K	CLEVIS/COTTER PIN ASSM. KIT	2
2	C,E	U0220XX	567 STYLE UPHOLSTERED BACK	1
2A	C	HX03-XX	HEADREST COVER 567-568	1
2A	B	902320	VELCRO 3/4" HOOK W/ ADV. BACK, BLACK	16.375"
3		255635K	PUSH HANDLE REPLACEMENT KIT (567 STYLE)	1
3	B	255650	WELDED PUSH HANDLE (RETRO 567 STYLE)	1
3	B	566572	SCREW, BUTTON HEAD 1/4-20 X 3/4", ZINC	2
N/A	C	680015	LOCTITE, THREADLOCKER, .02 OZ TUBE #262	1
4A		200025K	CLEVIS/COTTER PIN ASSM. KIT	4
4B	D	215595	557-558 BACK SUPPORT STRUT	2

NOTES

Note	Description
A	Parts are included with 226720W
B	It is NOT recommended that these parts be sold separately however in special cases they can be.
C	XX- Use color code for specific part number i.e. 02 - Royal Blue
D	When ordering it is recommended that part # 200025K be ordered as well.
E	For chairs with Heat and Massage or Heat ONLY option see " Heat & Massage Identifiers " below
OPTIONS	For TB133 Add TB after Part Number i.e. U021702 TB
	Use 00 if option is not needed i.e. U021702 00 HM for upholstered back without TB & with HM/HT
	Heat & Massage Identifiers
M5	For chairs w/ heat/massage made 04-01-14 to present add identifier after TB option i.e. U0215XX TBXX
	Heat ONLY Identifiers
H5	For chairs w/ heat only made 04-01-14 to present add identifier after TB option i.e. U0215XX TBXX





PARTS LIST

Image Number	Note	Part Number	Description	QTY per Product
1	A	U1402XX	FRONT APRON	1
1	A	U1504XX	REAR APRON	1
1		229930	APRON SLAT (654-529 style)	2
1		566534	SCREW-TAP 10 X 3/4 RND WASHER SQ T/S ZINC	13
2	A	U1014XX	UPHOLSTERED LEGREST	1
2		241805K	PAINTED, XL MID-OTTOMAN	1
2	A	U1106XX	UPHOLSTERED FOOTREST	1
2		566511	SCREW-MACH 10-24 X <u>3/4</u> " PAN PHIL M/S ZINC	12
2	A,B	U0309XX	UPHOLSTERED SEAT	1
2		566515	SCREW-MACH 10-24 X <u>1 3/4</u> " PAN PHILLIP M/S ZINC	4

NOTES

Note	Description
A	XX- Use color code for specific part number i.e. 02 - Royal Blue Screws needed to attach this product are included
B	For chairs with Heat and Massage or Heat ONLY option see " Heat & Massage Identifiers " below
OPTIONS	For TB133 Add TB after Part Number i.e. U0309XX TB Use 00 if option is not needed i.e. U0309XX 00 HT For Upholstered Seat without TB w/ HT
	Heat & Massage or Heat ONLY Identifiers
H5	For chairs made 04-01-14 to present add identifier after TB option i.e. U0215XX TBXX



PARTS LIST

Image Number	Note	Part Number	Description	QTY per Product
1 & 2	A	261640K	SIDETABLE/COVER REPLACEMENT KIT BOLT-ON BRKT STYLE	2
1	B	202685	SIDE TABLE MOUNTING BRKT - GRAY - GRAY	2
1	B	566410	BOLT - 5/16 X 3/4 HEX HEAD	4
1	B	566304	WASHER-5/16 SAE FLAT WASHER ZINC	4
2	B	700440	SIDE TABLE, BLOW MOLDED	2
2	B	700426	COVER, INJECTION MOLDED (FOR SIDE TABLE)	2
2	B	203155	SIDE TABLE HINGE BRKT (PR), GRAY	2
2	B	566561	#12 X 3/4" PANHEAD PHILLIPS TAP SCREW, ZINC	8
2	B	243270	5/16 SS ROD FOR SIDE TABLE	2
2	B	243273	THREADED ROD FOR SIDE TABLE KIT	2
2	B	566205	NUT-5/16-18 HEX NYLON LOCK NUT ZINC	4

NOTES

Note	Description
A	Kit includes ALL items listed below
B	It is NOT recommended that these parts be sold separately however in special cases they can be.

For additional options please see:

[PIVOT TABLE OPTIONS PAGE](#)

[HM HT OPTIONS PAGE](#)

[IV POLE OPTIONS PAGE](#)

[OXYGEN TANK HOLDER OPTIONS PAGE](#)



Revision History

REV	Effective Date	CCR Number	Description of Change
01	12/05/17	DCC 17-071	Misc. minor changes.