



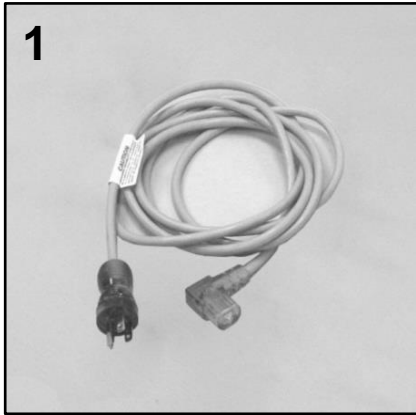


***PARTS LIST AND NOTES ARE ON THE NEXT PAGE**

	Title: HM & HT OPTION Parts List		Page 2 of 8
	PL_HM_HT	Effective Date 02/01/2019	Rev. 04

PARTS LIST				
Image Number	Note	Part Number	Description	QTY per Product
N/A	D	566550	SCREW - BUTTON HEAD SOCKET 10-24 X 1"	2
N/A	D	566591	10-24 X 1/2 SOCKET BUTTON-HEAD SS	2
VERSION 1 & 2 (ROCKER STYLE)				
1	A	490005	SWITCH, ILLUMINATED FOR HEAT & MASSAGE	1
2	A	490055	SWITCH, ILLUMINATED FOR HEAT ONLY	1
VERSION 3 & 4 & 5 (MEMBRANE STYLE)				
3	B	202722K	MEMBRANE SWITCH ASSM KIT FOR HM	1
3	C	490062	MEMBRANE SWITCH FOR HEAT & MASSAGE	1
N/A	C	402700	MEMBRANE SWITCH BACKUP PLATE	1
4	B	202745K	MEMBRANE SWITCH ASSM KIT FOR HT	1
4	C	490072	MEMBRANE SWITCH FOR HEAT	1
N/A	C	402700	MEMBRANE SWITCH BACKUP PLATE	1
VERSION 1 & 2 (ROCKER STYLE)				
5A	A	202705	SWITCH PLATE, HEAT & MASSAGE	1
5B	A	202710	SWITCH PLATE, HEAT ONLY	1
VERSION 3 & 4 & 5 (MEMBRANE STYLE)				
5C	B	202722	SWITCH PLATE, HEAT & MASSAGE, LASER ETCHED	1
5D	B	202745	SWITCH PLATE, HEAT ONLY, LASER ETCHED	1
VERSION 6				
6A	E	490067	SWITCH W/BEZEL (HM), SWA-CAP-1-WIN (GEN 6)	1
6B	F	490074	SWITCH W/BEZEL FOR HEAT ONLY (HT), SWA-CAP-2-WIN (GEN 6)	1
NOTES				
Note	Description			
A	For ANY version of the "ROCKER" style chair.			
B	For ANY version of the "MEMBRANE" style chair. Made from June 2010 to Dec. 2018			
C	CAN NOT BE SOLD SEPARATELY			
D	Use 566550 for Models 500, 590, 624, 653, 654, 690, 691, 694, 695, 698, 699, All Vero. Use 566591 for Models 540, 557, 558, 655, 657, 670, 671, 674, 675.			
E	For all Version 6 style HM chairs made from 03-01-19 to present.			
F	For all (except Vero) Version 6 HT chairs made from 12-03-18 to present			
G	For Vero Version 6 HT chairs made from 12-05-18 to present			






***PARTS LIST AND NOTES ARE ON THE NEXT PAGE**



PARTS LIST				
Image Number	Note	Part Number	Description	QTY per Product
1	A	490086	POWER CORD	1
1	B	490046	MEDICAL GRADE POWER CORD, 10 FT	1
VERSION 1 (ROCKER STYLE)				
	C,G	200080K	POWER SUPPLY REPLACEMENT KIT (1ST GEN)	1
2A	G,I	490085	POWER SUPPLY, PS-MED-2	1
2D	G,I	490012	POWER ADAPTER EXTENSION HARNESS	1
2C	G,I	566001	TIE-CABLE , 14.5 BLACK	5
VERSION 2 (ROCKER) & VERSION 3 (MEMBRANE STYLE)				
	D,G,H	200085K	POWER SUPPLY REPLACEMENT KIT (2-3 GEN)	1
2A	G,I	490085	POWER SUPPLY, PS-MED-2	1
2B	G,I	202697	POWER SUPPLY MOUNT BRKT. - GRAY (V-4 HM)	1
2B	G,I	566595	10-24 X 3.5" PHIL RND HD ZINC MS	2
2B	G,I	566300	WASHER-10 INTERNAL TOOTH WASHER ZINC	2
2B	G,I	566212	10-24 WING NUT, ZINC	2
2B	G,I	705600	DOUBLE SIDED TAPE	N/A
2C	G,I	566001	TIE-CABLE , 14.5 BLACK	1
VERSION 4 (4th GEN MEMBRANE STYLE)				
2A	E	490085	POWER SUPPLY, PS-MED-2	1
2B	E	202697K	POWER SUPPLY BRACKET ASSM KIT (4th GEN)	1
2B	I	202697	POWER SUPPLY MOUNT BRKT. - GRAY (V-4 HM)	1
2B	I	566595	10-24 X 3.5" PHIL RND HD ZINC MS	2
2B	I	566300	WASHER-10 INTERNAL TOOTH WASHER ZINC	2
2B	I	566212	10-24 WING NUT, ZINC	2
2B	I	705600	DOUBLE SIDED TAPE	N/A
2C	I	566001	TIE-CABLE , 14.5 BLACK	3
VERSION 5 (5th GEN MEMBRANE STYLE)				
3	F	290045K	ICS Power Supply Kit	1
3A	I	490045	INTEGRATED CONTROL SYSTEM (HM & HT)	1
N/A	I	705600	DOUBLE SIDED TAPE	N/A
3B	I	566001	TIE-CABLE , 14.5 BLACK	5
VERSION 6				
4	J,K,L	260050K	ICS Power Supply Kit 6TH GEN.	1
4A	I	490047	INTEGRATED CONTROL SYSTEM (HM)-ECMC-WIN-9 (GEN 6)	1
N/A	I	705600	DOUBLE SIDED TAPE	N/A
4B	I	566001	TIE-CABLE , 14.5 BLACK	5


NOTES	
Note	Description
A	For chairs "MEMBRANE or ROCKER" style made ANYTIME before April 1st, 2014
B	For chairs "MEMBRANE" style made April 1st 2014 - present
C	For "ROCKER" style HMHT chairs made prior to January 2008. <u>Any chairs manufactured before January 2008: A photo must be taken of controller (located on the bottom of chair) and sent to customer service/engineering for verification.</u>
D	For "ROCKER" style chair's made January 2008 - June 21st 2010 For "MEMBRANE" style chairs made from June 2010 - May 17th 2012
E	For "MEMBRANE" style chairs made from May 18th 2012 - March 31st 2014
F	For "MEMBRANE" style chairs made from April 1st 2014 - Dec. 2018
G	Kit MUST be purchased in its entirety to replace older power supply's or bracket's
H	Image 1 and 2 MUST be purchased together for 698's made BEFORE 698100699
I	It is NOT recommended that these parts be sold seperately however in special cases they can be.
J	For Vero Version 6 HT chairs made from 12-05-18 to present
K	For all Version 6 style HM chairs made from 03-01-19 to present.
L	For all (except Vero) Version 6 HT chairs made from 12-03-18 to present.
	Left & Right is determined - as if sitting in the chair

	Title: HM & HT OPTION Parts List		Page 5 of 8
	PL_HM_HT	Effective Date 02/01/2019	Rev. 04




PARTS LIST				
Image Number	Note	Part Number	Description	QTY per Product
VERSION 1 (ROCKER STYLE) NO LONGER AVAILABLE				
VERSION 2 (ROCKER STYLE)				
1A	A,F	209003K	HEAT & MASSAGE CONTROLLER REPLACEMENT KIT (ROCKER SWITCH STYLE)	1
1A	A,F	209053K	HEAT ONLY CONTROLLER REPLACEMENT KIT	1
2A	A,E	490004	SWITCH HARNESS, HEAT & MASSAGE	1
2A	A,E	490054	SWITCH HARNESS, HEAT ONLY	1
VERSION 3 (MEMBRANE STYLE)				
1B	B,F	209061K	HEAT & MESSAGE CONTROLLER REPLACEMENT KIT (MEMBRANE SWITCH STYLE)	1
1B	B,F	209071K	HEAT ONLY CONTROLLER REPLACEMENT KIT (MEMBRANE SWITCH STYLE)	1
2B	B,E	490082	SWITCH HARNESS WIRE (HEAT & MASSAGE), SWH-WINCO-3	1
2B	B,E	490092	SWITCH HARNESS MEMBRANE WIRE, (HEAT ONLY), SWH-WINCO-4	1
VERSION 4 (MEMBRANE STYLE)				
1C	C,F	209081K	HEAT & MESSAGE CONTROLLER REPLACEMENT KIT (MEMBRANE STYLE GEN4)	1
1C	C,F	209091K	HEAT ONLY CONTROLLER REPLACEMENT KIT (MEMBRANE STYLE GEN4)	1
2B	C,E	490082	SWITCH HARNESS WIRE (HEAT & MASSAGE), SWH-WINCO-3	1
2B	C,E	490092	SWITCH HARNESS MEMBRANE WIRE, (HEAT ONLY), SWH-WINCO-4	1
VERSION 5 (MEMBRANE STYLE)				
N/A	G	See NOTE G	INTEGRATED CONTROL SYSTEM (ICS)	1
2B	D,E	490082	SWITCH HARNESS WIRE (HEAT & MASSAGE), SWH-WINCO-3	1
2B	D,E	490092	SWITCH HARNESS MEMBRANE WIRE, (HEAT ONLY), SWH-WINCO-4	1
VERSION 6				
N/A	G	See NOTE G	INTEGRATED CONTROL SYSTEM (ICS)	
2C	H	490069	Switch Harness wire (HM), SWH-EC22-CAP-HM	1


NOTES	
Note	Description
A	For "ROCKER" style chair's made January 2008 - June 21st 2010 <u>Any chairs manufactured before January 2008: A photo must be taken of controller (located on the bottom of chair) and sent to customer service/engineering for verification.</u>
B	For "MEMBRANE" style chairs made from June 2010 - May 17th 2012
C	For "MEMBRANE" style chairs made from May 18th 2012 - March 31st 2014
D	For "MEMBRANE" style chairs made from April 1st 2014 - Dec. 2018
E	It is NOT recommended that these parts be sold seperately however in special cases they can be. These are ONLY installed on the RIGHT side of chair
F	Kit includes everything needed to install controller to chair
G	"Controller" for this system is now built into the "Power Supply" as one unit. See page 3,4 to order.
H	For Vero Version 6 HT chairs made from 12-05-18 to present and all other Version 6 HM or HT chairs made from 12-03-18 to present. Left & Right is determined - as if sitting in the chair

	Title: HM & HT OPTION Parts List		Page 6 of 8
	PL_HM_HT	Effective Date 02/01/2019	Rev. 04


ADDITIONAL PARTS FOR "A" CHAIR MODELS: 653A-654A-655A-657A




PARTS LIST				
Image Number	Note	Part Number	Description	QTY per Product
1A		566001	TIE-CABLE , 14.5 BLACK	8
1B		700130	SELF-CLOSING CLIP, GRAY W/ADHESIVE BACK	2
1C		501820	LOOP CLAMP, RUBBER CUSHIONED	1
2A		700920	STRAIN RELIEF BUSHING	1
2B		261328	SWITCH BOX W/LID, DRILLED	1
NOTES				
Note	Description			

	Title: HM & HT OPTION Parts List		Page 7 of 8
	PL_HM_HT	Effective Date	02/01/2019 Rev. 04

Miscellaneous HM-HT Parts



PARTS LIST				
Image Number	Note	Part Number	Description	QTY per Product
MISCELLANEOUS PARTS				
1A		501820	LOOP CLAMP, RUBBER CUSHIONED	1
1B	A	566401	BOLT, CARRIAGE 1/4-20 X 1-1/2" ZINC	1
1C	A	566204	NUT, 1/4-20 HEX NYLON LOCKNUT, ZINC	1
1D	B	202998B	ICS MOUNTING PLATE, BLACK (VERO)	2
1E	B	260125K	HDPE BLACK, POWER SUPPLY SHIELD KIT	1
1F	C	566001	TIE-CABLE, 14.5" BLACK	2
NOTES				
Note	Description			
A	FOR USE WITH 501820 LOOP CLAMP			
B	USED ON ALL VERO CHAIRS WITH HM or HT			
C	PROVIDED WITH 260125K			

	Title: HM & HT OPTION Parts List		Page 8 of 8
	PL_HM_HT	Effective Date 02/01/2019	Rev. 04

Revision History

REV	Effective Date	CCR Number	Description of Change
01	03/23/17	NA	Initial release
02	07/18/2017	ECN 17-056	Mounting orientation change for ICS power supply on Vero chairs
03	07/20/2017	ECN 17-065	Mounting orientation changes for HM recliners (other than vero)
04	02/01/2019	DCC 18-083	Updating Parts List for Gen 6 HT/HM